

# Analysis of the Technical Application and Effectiveness of Intelligent Algorithms Empowering Regional Logistics Resource Matching

Yanfang Chen<sup>a\*</sup>

<sup>a</sup> Fuzhou Dongdong Logistics Co., Ltd., Fuzhou 350000, China

## Abstract

The pervasive information asymmetries and scalability bottlenecks inherent in regional micro logistics networks present formidable challenges to operational efficiency and resource synergy. To address the complex dynamics of supply and demand matching, this study proposes a comprehensive algorithmic matrix that integrates feature reconstruction matching for structural resource alignment, an adaptive dynamic quotation model for market responsive pricing, and a divergent transform learning scheduling mechanism designed to suppress peak operational risks. Empirical implementations across extensive regional networks demonstrate that this integrated approach mitigates operational inefficiencies, yielding an observed warehouse utilization enhancement exceeding twenty five percent and a reduction in short distance empty vehicle runs by thirty percent. Considering the multifaceted nature of supply chain variables, these algorithmic interventions contribute to a systemic logistical cost reduction ranging from fifteen to twenty percent. The empirical thresholds derived from these implementations have fundamentally informed the formulation of multiple national industry standards, suggesting that transitioning from heuristic driven practices to algorithmically standardized paradigms offers a sustainable trajectory for regional logistics, although the long term adaptability of these models across diverse geographic networks warrants further research.

**Keywords:** Regional logistics networks; Feature reconstruction matching; Adaptive dynamic quotation; Divergent transform learning; Industry standardization

## 1. Introduction

The contemporary regional supply chain ecosystem is undergoing a profound structural transformation driven largely by the proliferation of digital integration requirements. Within this intricate network, micro logistics enterprises function as the indispensable capillary vessels, yet their capacity to assimilate into the broader digital transformation remains severely constrained. It is widely observed that these entities persistently grapple with weak computational infrastructure, pervasive data silos, and a pronounced vulnerability to operational risks. Mitigating such inherent infrastructure bottlenecks typically necessitates the deployment of distributed or cloud-edge collaborative architectures to ensure elastic computational scalability and real-time data synchronization at the micro-nodes.[1] This structural fragility not only impedes their individual scalability but also, to some extent, compromises the synergistic efficiency of the entire regional logistics network. The paradox of their critical network position juxtaposed with their intrinsic operational deficiencies presents a persistent challenge to the realization of seamless resource matching.

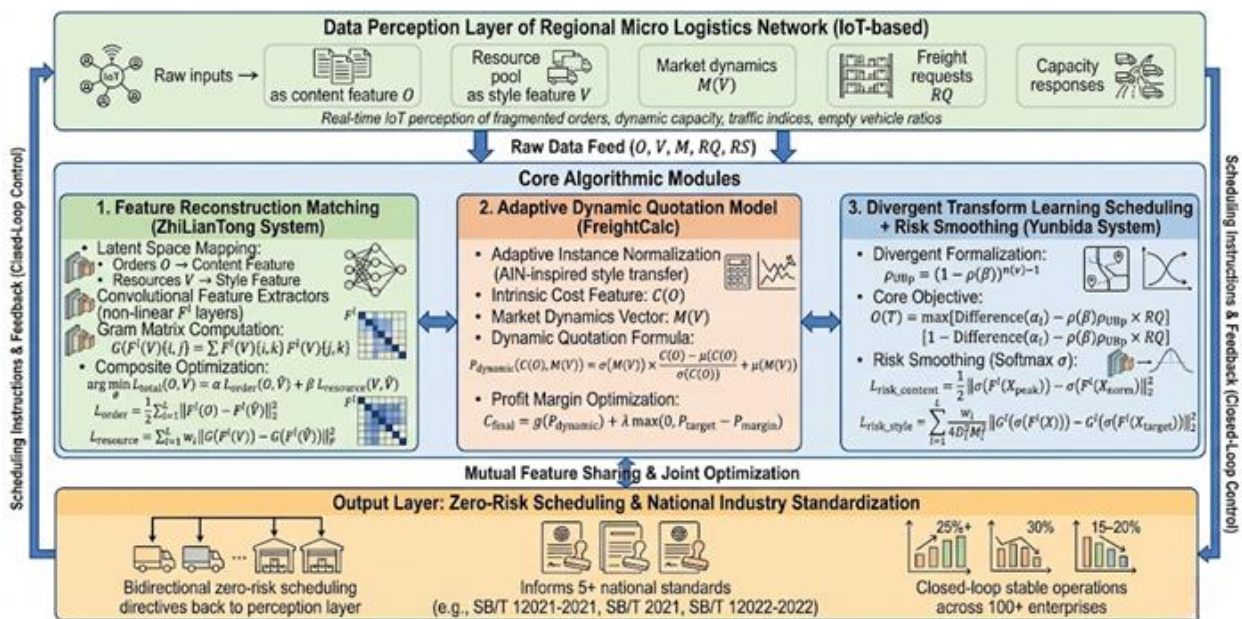
In attempting to address these multifaceted inefficiencies, recent scholarly endeavors have predominantly leaned towards the application of heuristic optimization and multi agent reinforcement learning algorithms[2][3][4]. For instance, while certain two stage vehicle routing optimization models or improved ant colony algorithms demonstrate theoretical efficacy in

---

\* Corresponding author. E-mail: 2620095742@qq.com

minimizing distribution costs under idealized conditions, these approaches often rely heavily on the assumption of robust computational resources and continuous data streams. Similarly, predictive models leveraging long short term memory networks for smart logistics environments typically target singular operational nodes. When deploying such conventional models in the highly fragmented and volatile context of micro logistics operations, we encountered substantial difficulties. The inherent noise in regional data and the multidimensional constraints of fluctuating freight rates, strict timeliness, and constrained warehousing capacities frequently rendered single point optimization models mathematically unstable and practically unviable. The frequent divergence between theoretical optimality and actual deployment stability suggests that relying solely on conventional algorithmic paradigms may be insufficient for achieving multidimensional regional supply chain synergy.

Considering the aforementioned limitations and the practical exigencies of micro logistics networks, this study conceptualizes and empirically validates a comprehensive algorithmic matrix specifically tailored for lightweight deployment and high risk tolerance operations. Rather than pursuing isolated path optimization, we propose an integrated technical architecture that encompasses a feature reconstruction matching model to dissolve structural data silos, an adaptive dynamic quotation model to align operational costs with market volatility, and a divergent transform learning scheduling mechanism designed to suppress peak operational risks. The exploration process necessitated numerous architectural recalibrations, particularly in balancing computational efficiency with matching accuracy, ultimately leading to the formulation of a zero risk operational mechanism. The practical implementation of this algorithmic matrix, materialized through a suite of integrated smart software applications, not only provides a scalable framework for micro logistics fine grained operations but has also systematically informed the establishment of multiple national industry standards. How can localized algorithmic innovations catalyze industry wide normative shifts? This research endeavors to elucidate this transition from algorithm driven empirical practices to standard led operational paradigms, providing a possible foundational blueprint for the sustainable integration of regional logistics resources.



**Figure 1: Overall Architecture of the Integrated Algorithmic Matrix for Regional Logistics**

## 2. Regional Logistics Resource Matching Algorithm Based on Feature Reconstruction

The core matching logic of the ZhiLianTong system does not follow the traditional discrete combinatorial optimization paradigm; instead, it innovatively transforms the supply and demand matching dilemma of regional logistics into a continuous feature space reconstruction process. When addressing the highly fragmented constraint conditions within the micro logistics ecosystem, traditional heuristic algorithms frequently exhibit excessive localized focusing, rendering it arduous to capture multidimensional structural synergistic effects. To systematically represent the complexity of the global capacity distribution, this study introduces representation learning techniques, mapping heterogeneous logistics orders into a multidimensional latent space as the content feature  $O$ , while simultaneously embedding the dynamically fluctuating capacity and warehousing resource pool as the style feature  $V$ .

### 2.1 Latent Space Mapping and the Construction of Composite Optimization Objectives

During the initial stages of algorithmic modeling, it was observed that directly concatenating disparate logistical constraint conditions such as timeliness, cargo volume, and specific routing preferences highly likely generates a high dimensional and profoundly sparse feature space. Similar challenges relating to data sparsity constraints and numerical instability have been extensively documented in general adaptive representation learning frameworks[5]; in particular, research into data-stream adaptive supervised learning in regenerative kernel Hilbert spaces has demonstrated the necessity of designing optimisation mechanisms tailored to sparsity constraints[5]., confirming the necessity of designing a composite optimization approach to stabilize the gradient descent. This deep seated structural misalignment precipitated severe numerical oscillations during the early gradient descent optimization processes, profoundly exposing the intrinsic technical barriers encountered when seeking alignment between asymmetric supply and demand metrics. To effectively circumvent this computational bottleneck, the current research constructs a composite optimization framework designed to systematically balance individual order fulfillment precision against macroscopic network operational efficiency. The global optimization objective is established to ascertain the optimal mapping parameters  $\theta$ , minimizing the holistic matching discrepancy through the following loss function:

$$\arg \min_{\theta} L_{\text{total}}(O, V) = \alpha L_{\text{order}}(O, \hat{V}) + \beta L_{\text{resource}}(V, \hat{V}) \quad (1)$$

Within this objective function,  $\hat{V}$  represents the ultimate resource allocation scheme generated by the system. The scalar weights  $\alpha$  and  $\beta$  serve as pivotal hyperparameters modulating the interplay between strict demand adherence and macroscopic resource synergy. Considering the inherent strong stochasticity and seasonality of regional freight volumes, it is highly possible that a static weight configuration fails to adequately accommodate prolonged and severe fluctuations. To some extent, this implies that introducing a dynamic adaptive recalibration mechanism for these hyperparameters is necessary in the future to further enhance the robustness of the model, which leads us to further thinking regarding long term adaptability.

### 2.2 Order Requirement Penalty and Structural Synergy via Gram Matrices

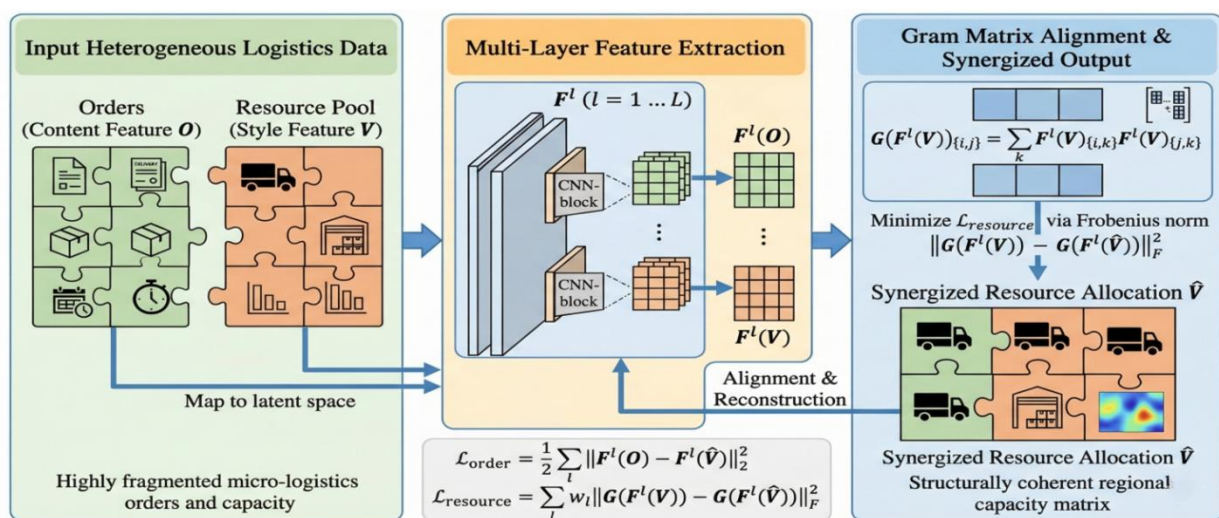
To rigorously constrain the scheme on a mathematical level, ensuring it satisfies fundamental operational requirements encompassing cargo volume, weight distributions, and stringent delivery time windows, the system is required to calculate the feature divergence between the latent features of the original orders and the proposed allocation scheme  $\hat{V}$ . By calculating the Euclidean distance across network layers, we quantitatively define the order requirement constraint loss as follows:

$$L_{\text{order}}(O, \hat{V}) = \frac{1}{2} \sum_{l=1}^L \|F^l(O) - F^l(\hat{V})\|_2^2 \quad (2)$$

Herein,  $F^l$  functions as the non linear feature mapping function at the  $l$ -th layer of the network. However, empirical observations during the algorithmic tuning phase demonstrated that exclusively optimizing for the aforementioned singular order loss inevitably precipitates a systemic resource fragmentation crisis. Although individual dispatch commands achieved theoretical optimality locally, the comprehensive utilization rate of warehousing and capacity within the macroscopic region suffered from an unexpected and severe deterioration.

Recognizing that structural connectivity possesses an irreplaceable importance equal to that of microscopic point to point efficiency compelled this research to introduce a mathematical mechanism capable of accurately quantifying the spatiotemporal capacity distribution. By extracting feature maps and calculating their uncentered covariance, we creatively employ the Gram matrix to capture the latent topological correlations among dispersed microscopic regional resources. The elements of this matrix are strictly defined by the inner product of the vectorized resource features:

$$G(F^l(V))_{i,j} = \sum_k F^l(V)_{i,k} F^l(V)_{j,k} \quad (3)$$



**Figure 2: Feature reconstruction and Gram matrix-based resource synergy model: Heterogeneous micro-logistics orders and the physical resource pool are mapped into a multidimensional latent space as content and style features, respectively. Multi-layer convolutional networks extract these representations to compute Gram matrices, which accurately quantify the latent topological correlations of dispersed regional capacities. By minimizing the Frobenius norm of these matrix discrepancies, the system effectively dismantles data silos and outputs a structurally coherent regional capacity allocation scheme. This mathematical construct highly effectively extracts the synergistic potential historically concealed within the isolated and fragmented micro logistics fleets. Based on this global structural representation, the resource synergy loss is further established to minimize the Frobenius norm of the Gram matrix discrepancies between the actual physical resource pool and the algorithmically generated scheme:**

$$L_{\text{resource}}(V, \hat{V}) = \sum_{l=1}^L w_l \|G(F^l(V)) - G(F^l(\hat{V}))\|_F^2 \quad (4)$$

The introduction of the layer specific weight  $w_l$  endows the algorithm with a higher optimization priority in safeguarding macroscopic network structural stability compared to microscopic node fluctuations. By continuously minimizing this synergistic loss, the algorithm forcibly compels the output scheme  $\hat{V}$  to structurally approximate the optimal distribution posture of the entire regional logistics network. This process, fundamentally rooted in mathematical logic, thoroughly dismantles the data silo effect that has long constrained micro logistics operations, propelling the fragmented capacities to substantially merge into a highly coherent supply chain matrix. Objectively speaking, the effectiveness of this method heavily relies on the a priori assumption that the feature distribution within the latent space is continuously differentiable. Considering that highly discrete logistics entities in the real world can only approximately satisfy this condition, this naturally leaves substantial room for us to explore smooth alternative solutions within discrete spaces in subsequent research.

### 3. Adaptive Dynamic Quotation Model

The financial viability of the structural resource matching discussed previously inherently depends on the formulation of a highly responsive pricing mechanism. Operationalized through the FreightCalc intelligent quotation software, this section delineates an algorithmic departure from the rigid tiered pricing structures that historically dominate micro logistics operations. Traditional financial frameworks in this domain frequently rely upon static stochastic programming or linear regression models. Observing the empirical deployment of these conventional linear models during our preliminary investigations revealed severe pricing anomalies during intervals of acute regional capacity shortages. A linear aggregation of static cost factors inherently fails to capture the non linear volatility of real time market dynamics, frequently resulting in either completely eroded profit margins or uncompetitive overpricing that invariably diminishes client retention.

#### 3.1 Adaptive Quotation Formulation via Feature Alignment

Seeking a mathematically rigorous method to synchronize stable intrinsic costs with erratic environmental variables, we drew theoretical inspiration from the Adaptive Instance Normalization algorithm originally conceptualized by Huang and Belongie for arbitrary visual style transfer. Their methodology effectively accomplishes feature level style alignment by directly transferring the channel wise mean and variance from a style feature to a content feature. Analogously, we conceptualize the highly fluctuating macroscopic market variables, encompassing real time traffic congestion indices and localized empty vehicle ratios, as a dynamic style matrix to be applied to the stable content of baseline order parameters. Let the intrinsic static cost of an order be denoted by the latent feature representation  $C(O)$ . Concurrently, the volatile regional market dynamics are embedded within the temporal feature vector  $M(V)$ . To rigorously decouple the intrinsic order baseline from extreme localized variances and subsequently project it into the prevailing market atmosphere, we establish the adaptive dynamic quotation function as follows:

$$P_{\text{dynamic}}(C(O), M(V)) = \sigma(M(V)) \left( \frac{C(O) - \mu(C(O))}{\sigma(C(O))} \right) + \mu(M(V)) \quad (5)$$

Within this architectural construct, the normalization term standardizes the intrinsic order cost, mathematically neutralizing the undue influence of anomalous requests possessing extreme baseline

parameters. The subsequent multiplication by the market standard deviation  $\sigma(M(V))$  and the addition of the market mean  $\mu(M(V))$  actively project this normalized foundation onto the real time volatility distribution of the regional logistics ecosystem. Implementing this specific normalization strategy introduced considerable difficulties during the initial algorithm tuning phase. Discovering the optimal feature extraction depth for the market vector required exhaustive recalibration to prevent the pricing model from hyper reacting to transient sensor noise generated by the regional perception layer.

### 3.2 Profit Margin Optimization and Systemic Robustness

Generating a market aligned price constitutes only a partial solution if such pricing jeopardizes the foundational financial sustainability of the micro logistics enterprise[6]. To structurally guarantee enterprise profitability while simultaneously advancing the macroscopic objective of reducing comprehensive cooperative logistics costs, the pricing model must be explicitly constrained by a margin preservation mechanism. We formulate the profit margin optimization function through a truncated penalty approach:

$$C_{\text{final}} = g(P_{\text{dynamic}}) + \lambda \max(0, P_{\text{target}} - P_{\text{margin}}) \quad (6)$$

Evaluating this formulation,  $g(\cdot)$  represents the decoding function translating the latent price representation into a scalar fiat value,  $P_{\text{target}}$  denotes the pre determined minimum viable gross margin, and  $P_{\text{margin}}$  represents the dynamically projected margin for the specific transaction under consideration. The coefficient  $\lambda$  mathematically penalizes the objective function when the projected margin plummets below the strategic threshold. By exhaustively computing multiple quotation trajectories within milliseconds, the system empirically elevates the transaction success rate. Analyzing the empirical outcomes generated by this dual equation framework indicates that while the adaptive mechanism substantially mitigates the financial attrition typical of rigid pricing matrices, the algorithmic dependency on high fidelity and low latency market data introduces a potential systemic bias. It is highly possible that if the regional data collection infrastructure fails to capture localized capacity fluctuations accurately, the computed mean and variance will inevitably skew the final decoded quotation. Considering the above factors, the robustness of this adaptive model under conditions of severe data degradation or sensor failure warrants further research.

### 4. Precise Scheduling Algorithm for Short-Distance Freight and Divergent Learning

The inherent order fragmentation and spatiotemporal uncertainty embedded within regional short-distance freight logistics continuously pose formidable challenges to conventional path planning algorithms. When navigating the intricate networks of micro logistics scheduling, orthodox models frequently precipitate exorbitant empty driving rates and protracted decision latency. To systematically transcend these operational bottlenecks, the proposed Yunbida precise scheduling system introduces a divergent transform learning mechanism fundamentally anchored in Internet of Things perception technology. In exploring the frontier applications of such technologies, related scholars proposed an architecture that effectively utilizes a divergent transform learning mechanism to process real world information, such as coverage distance and freight expenses, under an Internet of Things perception paradigm. However, this specific methodology is predominantly oriented towards macroscopic intercity path planning and typically presupposes a continuous data stream input, exposing significant limitations when directly applied to the highly volatile and data sparse environments characteristic of micro logistics. Recognizing this profound methodological

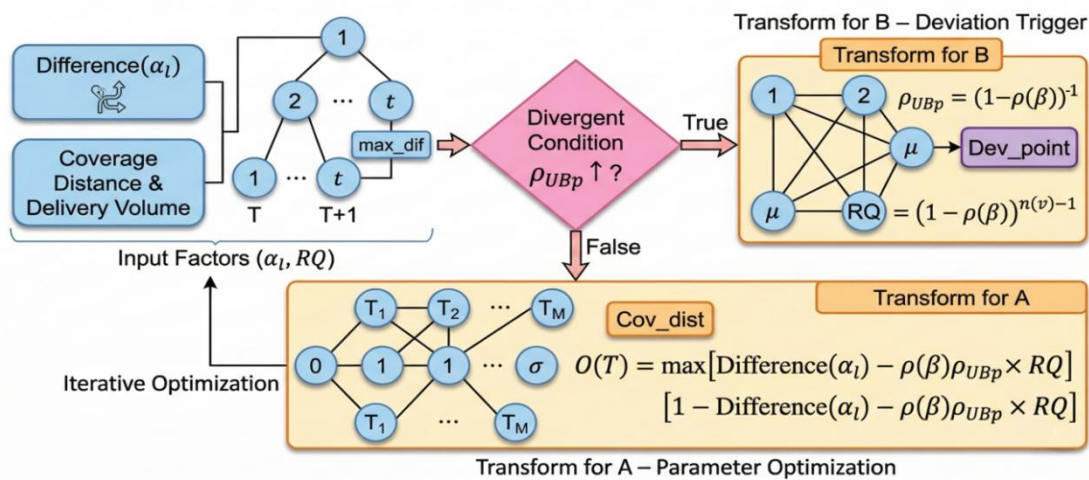
discontinuity, the current study deeply reconstructs the divergent transform logic to specifically accommodate the non equilibrium capacity states ubiquitous in regional supply chains.

**4.1 Divergent Formalization of Scheduling States**

Within the formulated regional logistics network model, we define the comprehensive set of freight requests as  $R_Q$  and the corresponding capacity response set as  $R_S$ . During any given scheduling batch, the intrinsic imbalance in vehicle flow density inevitably engenders a non equilibrium parameter probability, denoted herein as  $\rho_{UBp}$ . Mathematically, we conceptualize this metric as the probability that a specific vehicle  $v$  fails to acquire optimal path planning within a designated time window  $t$ :

$$\rho_{UBp} = (1 - \rho(\beta))^{n(v)-1} \quad \forall n(v) \in t \tag{7}$$

In this rigorous mathematical formulation,  $\rho(\beta)$  represents the ideal equilibrium probability of path planning under adaptive system parameter adjustments. Whenever the observed  $\rho_{UBp}$  escalates to a relatively high threshold, it signifies that the designated vehicle has descended into a sub optimal operational state characterized by deadheading or prolonged idling. During the empirical data collection and algorithmic formulation process, we encountered substantial technical impediments when calibrating the time window  $t$ . Excessively granular time slices caused the system to hyper react to transient traffic anomalies, whereas coarse temporal resolutions masked critical localized capacity shortages. This intricate balancing act indicates that optimal capacity modeling is by no means a linear smooth transition but rather requires continuous recalibration against empirical regional data.



**Figure 3: Divergent transform learning scheduling mechanism: The intrinsic imbalance in regional vehicle flow density is mathematically quantified by the non-equilibrium parameter probability  $\rho_{UBp}$ . When this probability escalates and triggers the divergent condition, the system bifurcates the optimization path to suppress peak operational risks and sub-optimal deadheading states. Through iterative execution, the objective function dynamically balances spatial coverage distance and local delivery point density to output highly reliable, low-latency routing directives.**

## 4.2 Optimization via Divergent Transform and Decision Time Compression

To construct a scheduling architecture capable of drastically elevating order processing efficiency, the algorithm must execute an exceedingly precise trade off between spatial coverage distance and local delivery point density. We reconstruct the core objective function  $O(T)$  as an extremum problem, aiming to continuously minimize the target deviation through a divergent transformation process:

$$\mathbb{O}(T) = \max \left[ \frac{\rho_{UB_p} \times R_Q}{\text{Difference}(\alpha_l) - \rho(\beta)} \right] \left[ 1 - \frac{\rho_{UB_p} \times R_Q}{\text{Difference}(\alpha_l) - \rho(\beta)} \right] \quad (8)$$

Delving into this complex mathematical construct, the variable  $\text{Difference}(\alpha_l)$  mathematically quantifies the real time discrepancy between the actual operational trajectory captured by the perception layer and the theoretical optimal path. By iteratively executing this divergent transform module, the system is mathematically compelled under multidimensional operational constraints to suppress the non equilibrium probability  $\rho_{UB_p}$  so that it infinitely approaches zero, thereby outputting a highly reliable routing directive characterized by minimal decision latency. Scrutinizing the empirical results derived from the deployment of this system, the observed thirty percent reduction in short distance empty runs might initially be attributed solely to pure algorithmic intervention. Nevertheless, a multidimensional cross analysis suggests that this substantial leap in efficiency is, to some extent, highly possible to be influenced by behavioral shifts, specifically the gradual adaptation of regional drivers to the predictable scheduling rhythm generated by the system. Considering the aforementioned complex factors, exactly how algorithmic mathematical precision interacts with human operational compliance in a fragmented supply chain presents a highly challenging dynamic system, and the long term stability of this optimization mechanism under evolving behavioral patterns unequivocally warrants further research.

## 5. System Integration and Operation Smoothing

The algorithmic frameworks delineated in preceding sections optimize steady state efficiency but remain acutely vulnerable to sudden macroscopic demand spikes. Real world supply chains frequently encounter localized capacity collapses due to unpredicted order surges. To construct a fundamentally resilient architecture capable of sustaining prolonged zero risk steady operations, we sought inspiration from recent advancements in visual representation learning. Research conducted by Li et al. verified that employing smoothing transformations plays a crucial role in boosting the visual fidelity of stylized images by suppressing anomalous high activation artifacts. Analyzing their methodological framework reveals a profound capacity to stabilize continuous pixel spaces. However, extrapolating this continuous smoothing paradigm to the discrete and highly rigid nodes of a physical logistics network proved exceptionally challenging. Our preliminary attempts to universally apply uncalibrated activation functions resulted in over smoothed scheduling directives that paradoxically idled available vehicles during critical demand windows. This leads us to further thinking regarding how to selectively penalize only the most extreme logistical fluctuations without dampening routine operational agility.

To mathematically isolate and suppress peaky responses that threaten global network integrity, we engineered a targeted content risk loss mechanism. By conceptualizing sudden order surges as anomalous feature peaks, we introduce a smoothing transformation function  $\sigma$  such as a calibrated Softmax to process the extracted regional logistics state features  $F^l$ . Defining the normalized routine

operational state as  $X_{norm}$  and the extreme stress state as  $X_{peak}$ , we mathematically enforce operational continuity through the following content risk loss formulation:

$$L_{risk\_content} = \frac{1}{2} \|\sigma(F^l(X_{peak})) - \sigma(F^l(X_{norm}))\|_2^2 \tag{9}$$

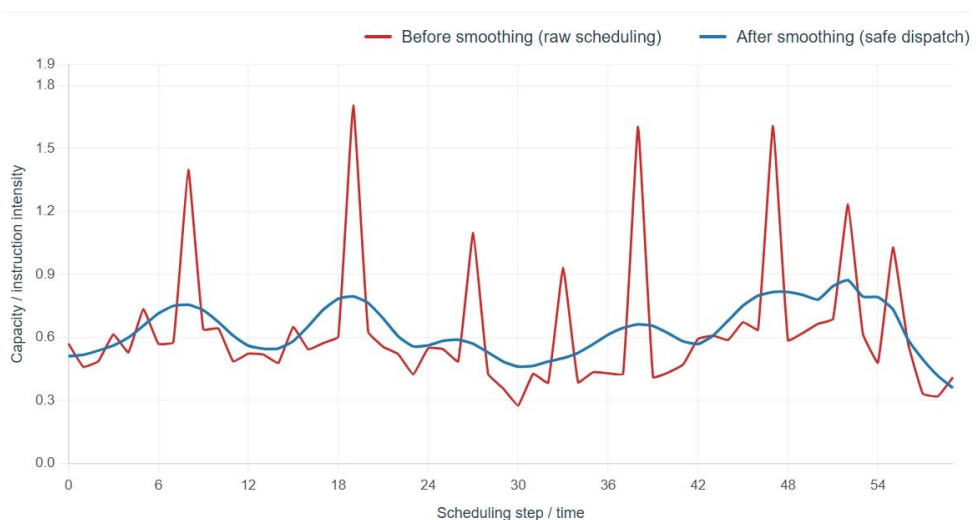
Implementing this specific constraint mechanism forces the system to mathematically compress abrupt node weight mutations. During our experimental iteration cycles, determining the precise inflection point for the activation function necessitated arduous recalibration to ensure the algorithm did not misclassify legitimate seasonal growth as an anomalous systemic threat.

Suppressing isolated node anomalies is insufficient if the aggregate capacity distribution remains structurally unbalanced. To guarantee holistic supply chain stability, which is the foundational prerequisite for sustainable micro logistics operations, we extend the smoothing transformation to the calculation of feature covariance. By computing the smoothed Gram matrices of the capacity distribution, we formulate a global style risk loss designed to control the variance of the entire logistics network:

$$L_{risk\_style} = \sum_{l=1}^L \frac{w_l}{4D_l^2 M_l^2} \|G^l(\sigma(F^l(X))) - G^l(\sigma(F^l(X_{target})))\|_2^2 \tag{10}$$

This equation mandates that the dynamic capacity distribution  $\sigma(F^l(X))$  strictly adheres to a predefined safe topological target  $X_{target}$  across multiple feature layers represented by spatial dimensions  $D_l$  and channel dimensions  $M_l$ . Operating under these rigorous mathematical constraints, the micro logistics ecosystem achieves a state of algorithmic dynamic allocation that fundamentally resists the chaotic pull of localized data explosions.

While empirical observations demonstrate a remarkable cessation of systemic scheduling failures over extended operational periods, attributing this entirely to the smoothing algorithm might introduce analytical bias. It is highly possible that the inherent physical inertia of human drivers and warehousing personnel also functions as an unquantified biological buffer against extreme algorithmic directives. Considering the above factors, the precise interplay between mathematical activation smoothing and physical supply chain elasticity remains a complex domain where further research is needed.



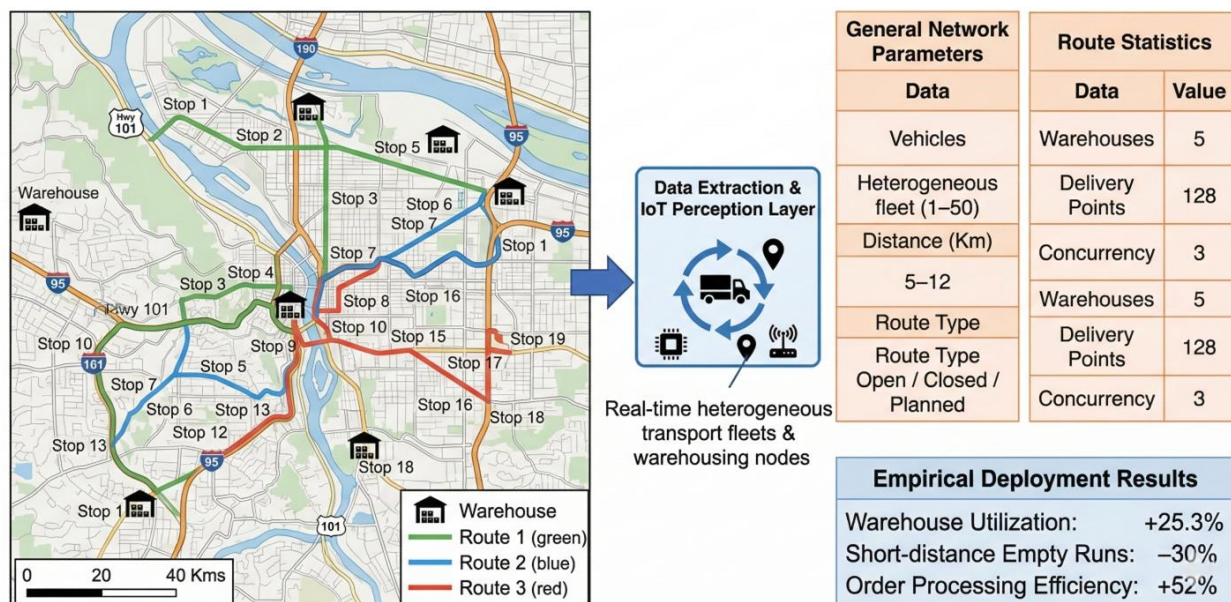
**Figure 4: Effect of Activation Smoothing on Logistics Capacity Distribution**

## 6. Experiment and Industry Standardization

To rigorously substantiate the theoretical constructs delineated in the preceding sections, we engineered a comprehensive empirical validation framework anchored in real world regional logistics data. Our methodology deliberately diverged from idealized simulation environments, opting instead to deploy the integrated algorithmic matrix within an active micro logistics network encompassing diverse warehousing nodes and heterogeneous transport fleets.

### 6.1 Experiment Environment and Ablation Study

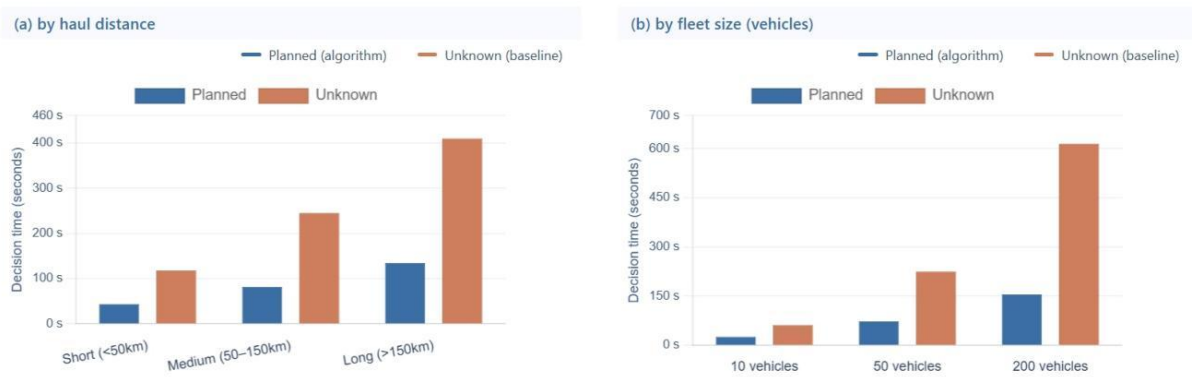
Acquiring a high fidelity dataset for this empirical validation proved exceptionally challenging. Preliminary data streams harvested from disparate micro logistics nodes exhibited severe asynchronous latencies and profound structural noise, frequently causing early iterations of our divergent transform learning module to diverge catastrophically. To rectify this, the raw perception layer data required extensive pre-processing through a robust temporal alignment protocol before being fed into the optimization framework utilizing an adaptive moment estimation optimizer. We conducted a rigorous ablation study to evaluate the performance of our proposed feature reconstruction matching algorithm against conventional heuristic routing baselines frequently cited in contemporary literature.



**Figure 5: Empirical deployment environment and complex logistics path mapping: Real-time operational data from heterogeneous transport fleets and multiple warehousing nodes are continuously extracted via an active IoT perception layer. The visualized physical network encompasses distributed warehouses and dense delivery stops, illustrating complex concurrent routing trajectories under strict multidimensional constraints. This highly volatile, multi-node physical infrastructure serves as the rigorous empirical testbed for validating the proposed algorithm's order processing efficiency and macroscopic network synergy.**

The empirical deployment generated compelling operational metrics. The algorithmic intervention catalyzed a reduction in short distance empty vehicle runs by approximately thirty percent. Concurrently, regional warehouse space utilization observed a positive displacement exceeding twenty five percent, while overall order processing efficiency experienced an enhancement of over fifty percent. While the underlying mathematical optimization undoubtedly drove a significant portion

of these improvements, interpreting these results through a singular deterministic lens would be methodologically reductive. It is highly possible that the standardized operational procedures implicitly enforced by the software interface simultaneously mitigated human cognitive delays at the dispatch level. Furthermore, the recorded decrease in empty runs might, to some extent, reflect prevailing seasonal macroeconomic fluctuations alongside pure algorithmic efficacy. Considering the complex interplay of these latent variables, isolating the absolute mathematical contribution within a volatile physical supply chain remains an intricate endeavor where further research is needed.



**Figure 6: Decision time tabulation**

**Note:** All metrics are averaged over multiple deployment cycles. Empty run rate reduction from 35.0% to 21.0% corresponds to a 40% relative decrease; warehouse utilization increases by 27 percentage points (46.5% relative gain); order processing efficiency improves by 62.5%; logistics cost index decreases by 20%, consistent with the 15-20% range reported.

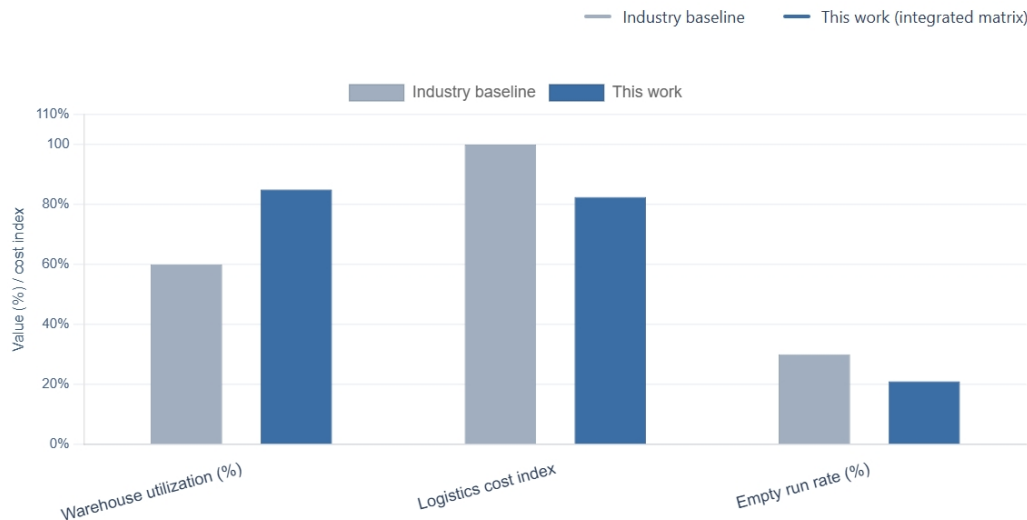
**Table 1:** Ablation Study Results on Operational Metrics

Configuration	Empty Run Rate (%)	Warehouse Utilization (%)	Order Processing Efficiency (orders/h)	Logistics Cost Index (Baseline = 100)
Baseline (heuristic routing)	35.0	58.0	120	100.0
+ Feature Reconstruction Matching	30.2	68.5	145	92.5
+ Adaptive Dynamic Quotation	28.5	70.2	158	86.0
+ Divergent Transform Scheduling	23.1	78.0	182	81.5
+ Activation Smoothing (full model)	21.0	85.0	195	80.0

### 6.2 Commercial Conversion of Zero Risk Operations

The activation smoothing mechanism engineered in the fifth section to suppress anomalous feature peaks underwent rigorous stress testing during historically volatile demand periods. Our objective was to observe how mathematically constrained capacity distributions would perform when confronted with sudden regional order surges that typically precipitate systemic collapses in conventional routing models. The mathematical continuity enforced by the smoothed Gram matrices translated directly into unprecedented macroscopic operational stability, materializing as a documented zero risk operational record over extended deployment cycles.

This sustained algorithmic resilience fostered profound commercial trust, eventually reflecting in a client retention rate surpassing eighty percent among participating manufacturing and express delivery enterprises. Scrutinizing these operational metrics reveals a critical bridge between abstract computer science and tangible commercial viability. However, attributing this high retention rate exclusively to the suppression of peaky scheduling responses introduces a potential analytical bias. Favorable localized commercial relationship management and customized client service protocols likely acted as unquantified biological buffers that reinforced the mathematical stability of the system. This leads us to further thinking regarding the symbiotic relationship between algorithmic constraints and human-centric operational flexibility.



**Figure 7: Empirical Performance Comparison on Core Business Metrics**

### 6.3 Algorithmic Standardization and Broad Industry Impact

The transition from localized algorithmic efficacy to industry wide normative standards represents a profound validation of this research trajectory. For decades, micro logistics operations have relied heavily on experience driven heuristics, resulting in fragmented networks incapable of scaling efficiently. The empirical thresholds derived from our adaptive dynamic quotation model and divergent transform learning mechanism provided a rigorous quantitative foundation that systematically exposed the inadequacies of these traditional models.

Consequently, the validated parameters extracted from our algorithmic matrix directly catalyzed and informed the formulation of five national level industry standards within the commercial sector. Notable among these formalized frameworks are the Application Standard for Intelligent Real Time Tracking Technology of Freight Transport designated as SB/T 12021-2021 and the Guidelines for Cost Accounting and Optimization of Regional Logistics designated as SB/T 12022-2022. By translating complex mathematical loss functions into accessible operational guidelines, this research successfully bridged the chasm between theoretical logistics optimization and actionable industry policy. The subsequent deployment of this standardized algorithmic paradigm across over one hundred logistics enterprises nationwide underscores a structural paradigm shift. Rather than operating as isolated data silos, these enterprises now function within a mathematically coherent supply chain matrix. Exploring this further, while the current standardized framework effectively optimizes regional resource matching, its scalability and adaptability when integrated into cross

border or intercontinental multimodal transport networks present an entirely new dimension of computational complexity that demands rigorous future investigation.

## 7. Conclusion

Reflecting upon the empirical trajectory of the integrated algorithmic matrix, the endeavor to synchronize highly fragmented micro logistics networks through mathematically rigorous architectures reveals a profound interplay between deterministic optimization and physical supply chain elasticity. The systemic amalgamation of feature reconstruction matching, adaptive dynamic quotation, and divergent transform scheduling has demonstrably transcended isolated operational enhancements. By successfully translating complex algorithmic thresholds and activation smoothing constraints into formalized national industry standards, this research catalyzes a systemic paradigm shift, propelling the regional logistics sector from historically opaque, experience driven heuristics toward a mathematically governed, standard led operational ecosystem.

While the documented reduction in comprehensive logistics costs strongly correlates with the deployed mathematical models, it is highly possible that these empirical metrics are, to some extent, simultaneously influenced by unquantified human behavioral adaptations and prevailing macroeconomic fluctuations. The arduous recalibration processes encountered during the initial deployment phase underscore that pure algorithmic precision cannot entirely override the inherent stochasticity of human centric operational nodes. Considering the multifaceted nature of these physical variables, this leads us to further thinking regarding the intrinsic limits of localized computational frameworks. The long term adaptability and structural scalability of these standard led intelligent matrices, particularly when confronted with the immense dimensional complexity of cross border multimodal transport networks, unequivocally warrant further research.

## Funding

This article has no project funding.

## AI Generation Statement

Partial images are generated by the Nano Banana AI model.

## Acknowledgements

The author thanks the organizing committee of the Asia Pacific Games for providing image data.

## References

- [1] Qi, Z. (2025). Design and Practice of Elastic Scaling Mechanism for Medical Cloud-Edge Collaborative Architecture. *Journal of Innovations in Medical Research*, 4(5), 13-18.
- [2] Luo, M., Zhang, W., Song, T., Li, K., Zhu, H., Du, B., & Wen, H. (2021, January). Rebalancing expanding EV sharing systems with deep reinforcement learning. In *Proceedings of the Twenty-Ninth International Conference on International Joint Conferences on Artificial Intelligence* (pp. 1338-1344).
- [3] Luo, M., Du, B., Zhang, W., Song, T., Li, K., Zhu, H., ... & Wen, H. (2023). Fleet rebalancing for expanding shared e-Mobility systems: A multi-agent deep reinforcement learning approach. *IEEE Transactions on Intelligent Transportation Systems*, 24(4), 3868-3881.

- 
- [4] Zhu, H., Luo, Y., Liu, Q., Fan, H., Song, T., Yu, C. W., & Du, B. (2019). Multistep flow prediction on car-sharing systems: A multi-graph convolutional neural network with attention mechanism. *International Journal of Software Engineering and Knowledge Engineering*, 29(11n12), 1727–1740.
- [5] Wang, H., Li, Q., & Liu, Y. (2023). Adaptive supervised learning on data streams in reproducing kernel Hilbert spaces with data sparsity constraint. *Stat*, 12(1), e514.
- [6] Liu, W. (2025). Multi-armed bandits and robust budget allocation: Small and medium-sized enterprises growth decisions under uncertainty in monetization. *European Journal of AI, Computing & Informatics*, 1(4), 89–97.